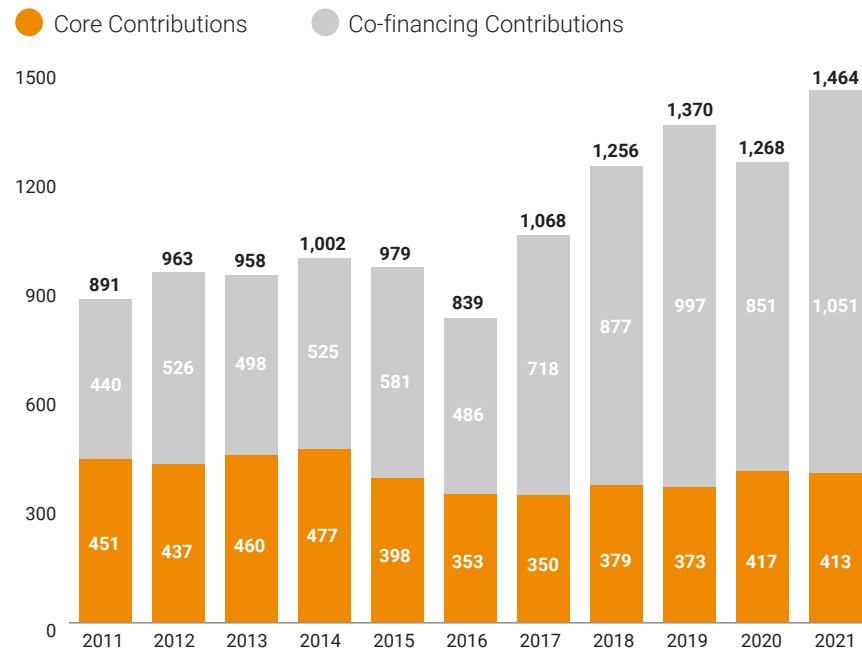


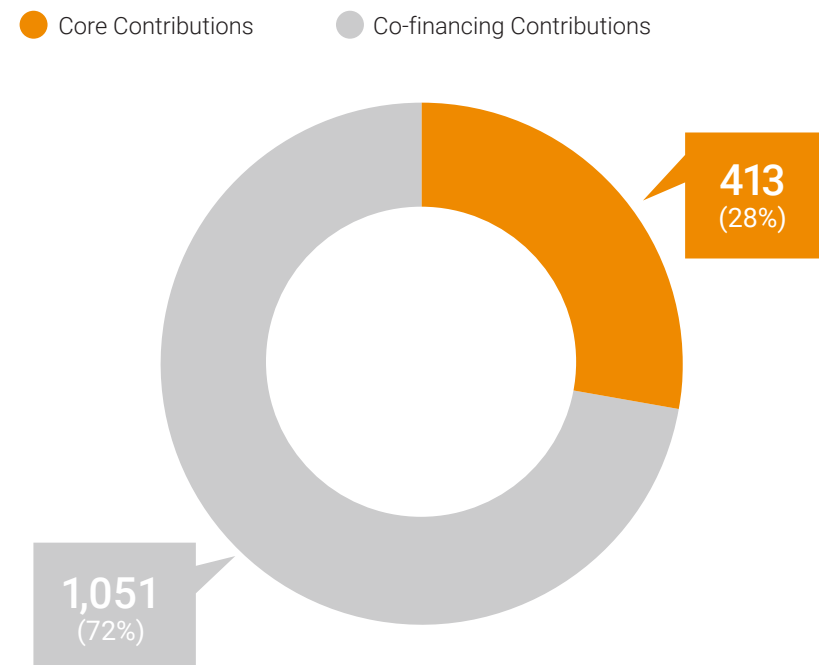
Core and Co-financing Contributions 2011-2021

MILLIONS OF US\$



2021 Core and Co-financing Contributions

MILLIONS OF US\$



Ensuring rights
and choices for all

United Nations Population Fund
605 Third Avenue
New York, NY 10158
1-212-297-5000

www.unfpa.org
rmb@unfpa.org

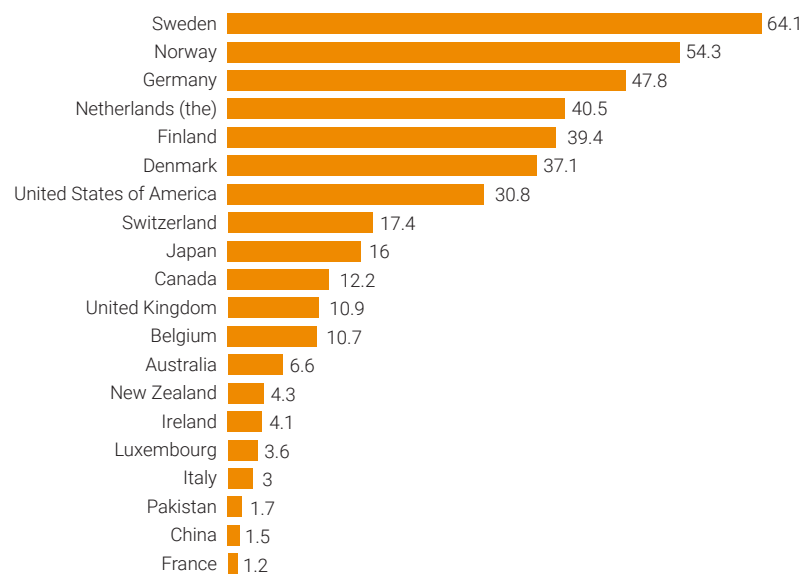
© UNFPA 2022

Front cover photo: © UNFPA

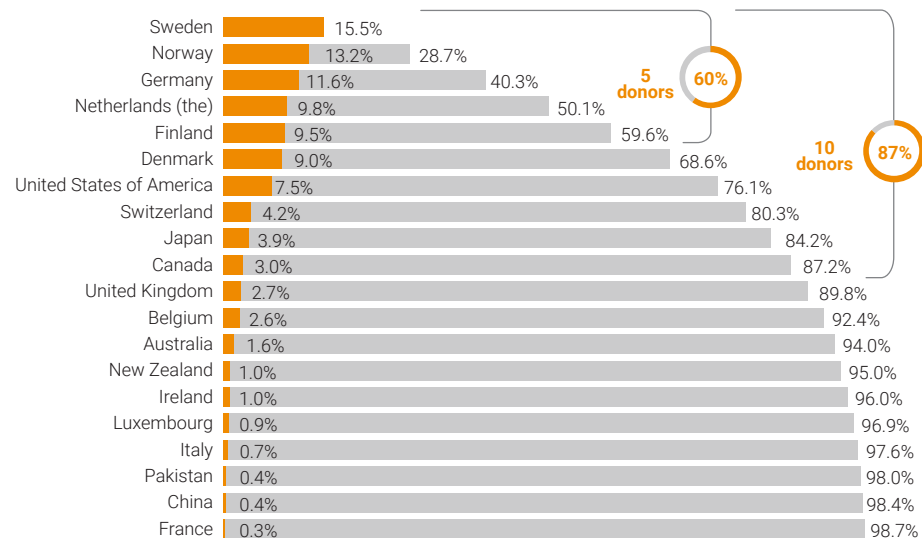
TOP 20
DONORS
2021 Global Statistics

Top 20 Donor Contributions to Core Resources

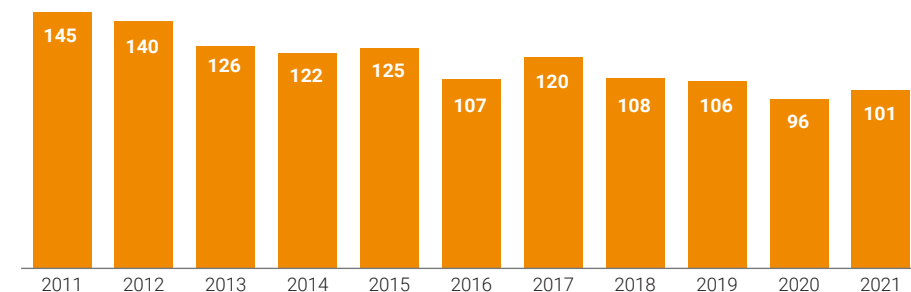
MILLIONS OF US\$



Cumulative Percentage Share of Top 20 Donors to Total Core Contributions: \$413 million

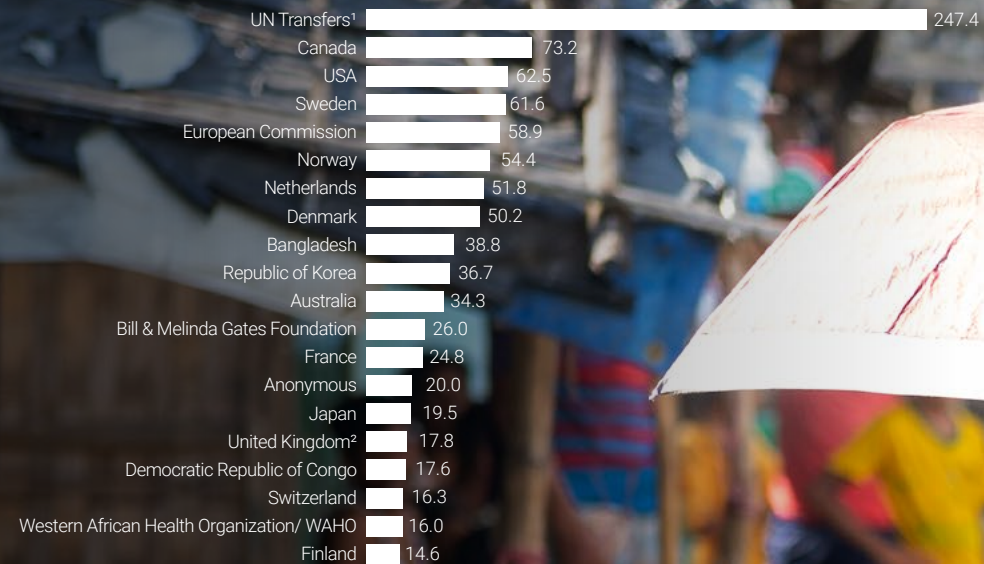


Number of Donor Governments That Have Contributed to UNFPA's Core Resources



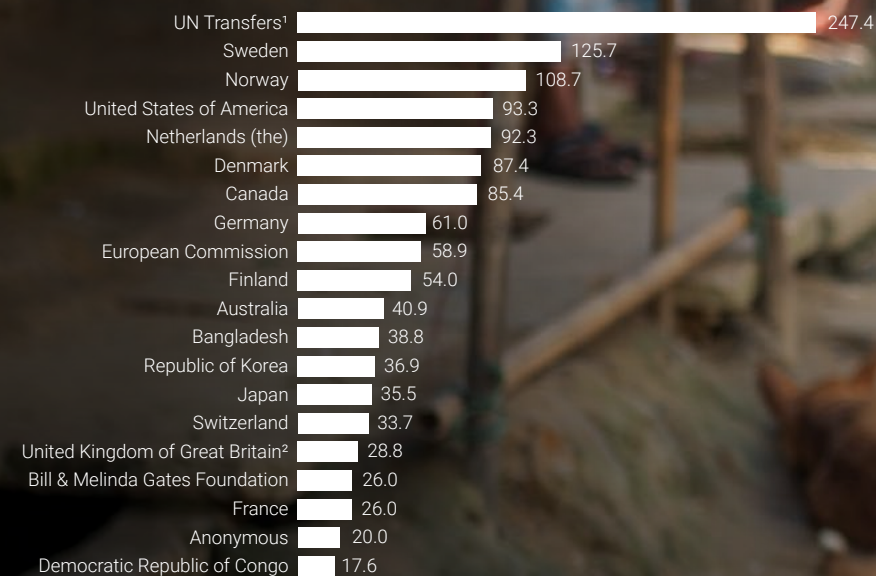
Top 20 Donor Contributions to Co-financing Resources*

MILLIONS OF US\$



Top 20 Donor Combined Core and Co-financing Contributions*

MILLIONS OF US\$



UNFPA would like to thank its funding partners for their support in 2021.

Thanks to you, UNFPA was able to expand rights and choices for all and reached the most vulnerable women, girls and young people across the world. Together we made great strides towards zero unmet need for family planning, zero preventable maternal deaths, and zero gender-based violence and harmful practices.

The amounts represent contribution revenue for trust funds. They include multi-year co-financing agreements which were recognized in 2021, in accordance with UNFPA accounting policies. Programme implementation continues to be linked to actual receipt of resource.

Join UNFPA's coalition of core contributors supporting rights and choices for all
2022 Core resources mobilization

* Provisional, pending adjustments to 2021 actual revenues

1. Includes all funds received from joint funding mechanisms (joint programmes and multi-donor trust funds) as well as bilateral transfers from the United Nations organizations
2. Provisional, pending confirmation of reductions to some programmes (non-core) announced in 2021.